



AIR CRE CONTRACTS

PARTNER INSTALLATION GUIDE

For information or assistance with any of AIR CRE's products & services, please contact us:

Purchasing & Registration

AIR CRE Contracts
(866) 946-2472

Technical Support

AIR CRE IT Department
support@aircre.com

Online Training

[Click Here](#)

Demos & Training

Martin Vartanian
mvaranian@aircre.com

ACCESS YOUR CUSTOM SPLASH PAGE

1 Click on GET THE SOFTWARE

IF YOU'RE CLOSING DEALS, THEN YOU NEED CONTRACTS

AIR CRE has partnered with eXp to provide its team members with [FREE access](#) to AIR CRE Contracts. This is a unique application of customizable commercial real estate contract templates, including Purchase and Sale, Lease, and Listing agreements. The application includes 50+ of the most commonly used CRE contracts, written to be completely party-neutral, so you can close your deals legally, efficiently, and cost effectively. Developed by top attorneys, brokers, property managers and other real estate experts, AIR CRE Contracts are the most efficient way to close a deal.

Available for: Alabama, Alaska, Arizona, Arkansas, California, Colorado, Connecticut, Delaware, District of Columbia, Florida, Georgia, Idaho, Illinois, Indiana, Kansas, Kentucky, Louisiana, Maine, Maryland, Massachusetts, Michigan, Minnesota, Mississippi, Missouri, Montana, Nevada, New Hampshire, New Jersey, North Carolina, North Dakota, Ohio, Oklahoma, Oregon, Pennsylvania, Rhode Island, South Carolina, South Dakota, Tennessee, Texas, Utah, Virginia, West Virginia, Wyoming.

(All other markets coming soon)



GET THE SOFTWARE

1



PRODUCT OVERVIEW



ATTEND A DEMO

VALIDATE EMAIL

1 Enter your Email Address

2 Click on VALIDATE EMAIL



If you are an eXp Commercial agent, the Contracts software is **FREE**.
Use the form below to access your complimentary copy.

AIR CRE Contracts for Windows™

Please use your eXp Commercial email address to obtain your free software.

1 2 **VALIDATE EMAIL**

VALIDATE EMAIL

Check your email for the AIR CRE Contracts Email Verification email

- 1 Click the link to **CONFIRM YOUR EMAIL ADDRESS**. This will take you back to the registration page to complete your checkout.

AIR CRE Contracts Email Verification



AIR CRE Contracts Registration
To: partners@expcommercial.com

Dear partners@expcommercial.com,

Thanks for getting started with our AIR CRE Contracts.

We need a little more information to complete your registration, including a confirmation of your email address.

Click below to confirm your email address:

- 1 <https://www.aircrecontracts.com/verificationcode?code=JOTEH8cGc8qZDtfBa%2bZFqQKfsfV%2ftpwtD1SBDVN1Tc%2bjZpOqAuuG%2bN3NCze2k0%2fk>

If you have problems, please paste the above URL into your web browser.

AIR CRE Contracts Team

866.946.2472

contracts@aircre.com



AIRCRE.com

800 West 6th Street, Suite 1000, Los Angeles, CA 90017

SELECT STATE OPTIONS

1 Select the state version you would like to download (additional state versions can be downloaded directly in the app once your installation is complete)

2 Enter your information

3 Review and agree to the **TERMS OF SERVICE** and **PRIVACY POLICY** by clicking on Agree at the bottom of each page.

4 Click on **CONTINUE**



AIR CRE Contracts for Windows™

State:

partners@expcommercial.com

2

First Name	Last Name	
Company Name		
Address Line 1		
Address Line 2		
City	State	Zip Code
Phone Number		
How Did You Learn Of AIR CRE Contracts?	Other	
What Is Your Profession?	Other	

Terms of Service

Please **review** and **AGREE** to the Terms of Service and Privacy Policy by clicking on the buttons below.

3

☐ I WANT TO BE NOTIFIED OF AIR CRE CONTRACTS UPDATES AND OFFERS BY EMAIL.

4 

DOWNLOAD SOFTWARE

Check your email for the AIR CRE Contracts Email with Download Instructions

1 Copy REGISTRATION CODE from the email and insert into the web page when requested

2 Click on the DOWNLOAD LINK. This will take you to the download page.

Dear Melinda Johnson,

Thank you for purchasing AIR CRE Contracts. Please see below for your Order Confirmation and instructions on how to apply your Registration and start using AIR CRE Contracts. If you have any questions or need assistance, please contact the AIR CRE Contracts Support at 866.946.2472.

Registration Code

Your Software Registration Code is: **4543497B-BB36-4EDE-97D8-94C708860CEC**

Download Link

Your Download Link is: <https://www.aircrecontracts.com/Download/InstallRetrieve?validURL=bhfS%2fh8WFdvogYJXazefeA%3d%3d&sid-1>

Installation Instructions

1. Click the DOWNLOAD Link above.
2. When the DOWNLOAD page opens, click DOWNLOAD NOW, and then select the location it will be saved on your computer.
3. Navigate to the Downloaded file, select it, then RUN the installer file.
4. Once the installation is completed, launch the AIR CRE Contracts Application.
5. Copy and paste the REGISTRATION CODE below into the box displayed on the ACTIVATE and REGISTER window.
6. Click APPLY.
7. Your software has been installed and registered for use.

Order Confirmation



Melinda Johnson
Noble Management Company
5241 E. Santa Ana Canyon Road
Suite 132
Anaheim, CA 92807

Order Date: 5/10/2024
Order #: 58237
Contracts Acct ID: 36646
AIR Office #: 1012667

Registration Code: 4543497B-BB36-4EDE-97D8-94C708860CEC

Primary User: Melinda Johnson [soldbymelinda@gmail.com]

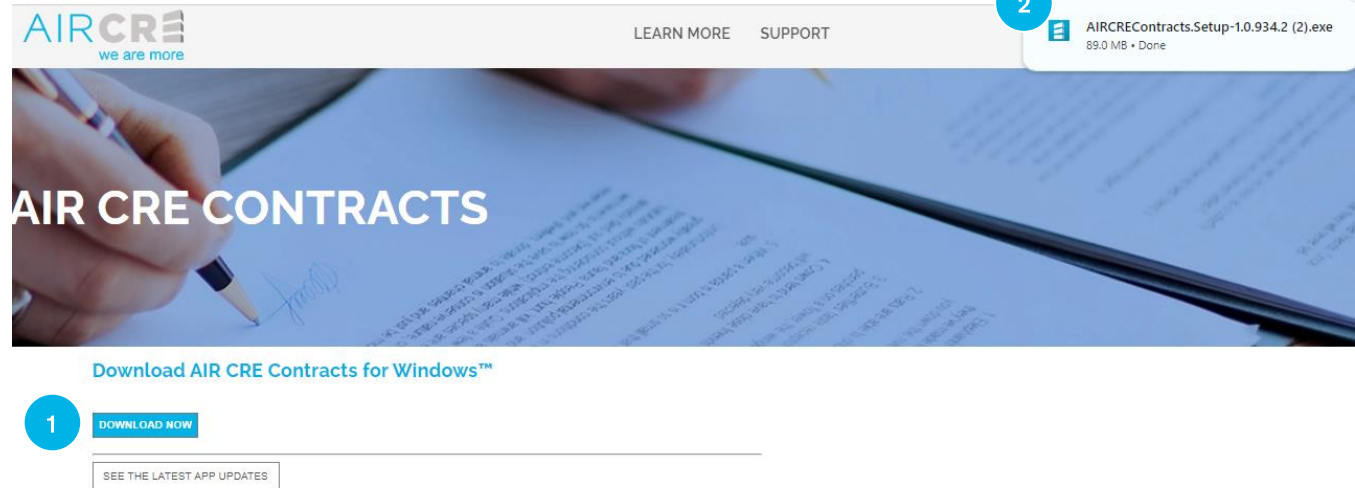
Payment Type: ~~mastercard~~ - Online

Item Code	Description	Amount
6303	Registration with 199 Form Credits [199 Credits] Registration with 199 Form Credits	\$600.00
Total Purchase:		\$600.00



DOWNLOAD SOFTWARE USING GOOGLE CHROME

- 1 Click on the **DOWNLOAD NOW**
- 2 Once the .exe file has finished downloading, click on the file to start the installation



DOWNLOAD SOFTWARE USING MICROSOFT EDGE

- 1 Click on the **DOWNLOAD NOW**
- 2 Once the .exe file has finished downloading, click on **OPEN FILE** to start the installation



1 **DOWNLOAD NOW**

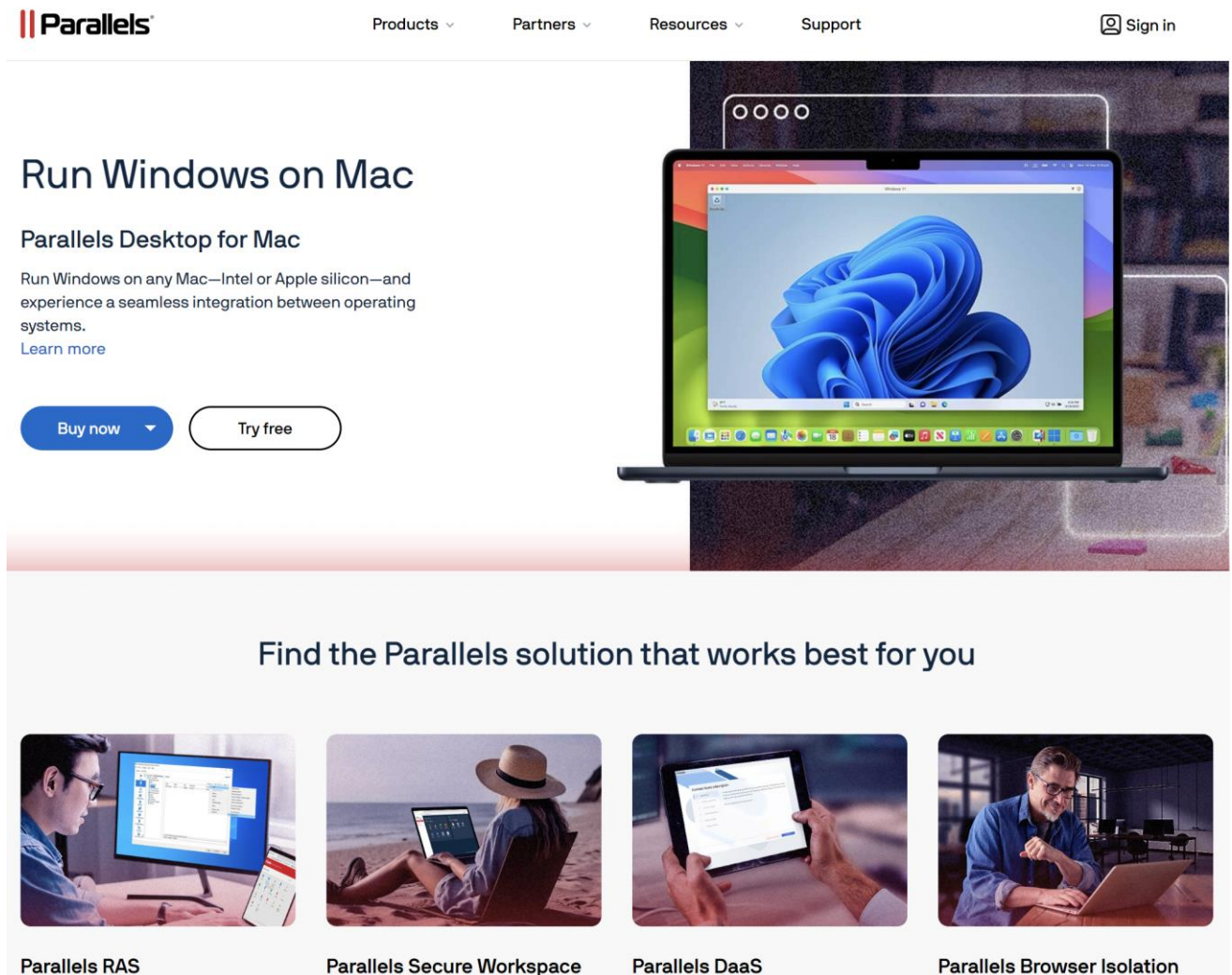
SEE THE LATEST APP UPDATES

DOWNLOAD SOFTWARE USING MAC

The software is designed for PC systems only. However, if you install Parallels Desktop for Mac, you can then install the software using one of the options on the previous 2 pages.

1

Install Parallels by going to:
<https://www.parallels.com/>



The screenshot shows the Parallels website homepage. At the top is the Parallels logo and navigation links: Products, Partners, Resources, Support, and a Sign in button. The main heading is 'Run Windows on Mac', followed by 'Parallels Desktop for Mac'. Below this is a sub-headline: 'Run Windows on any Mac—Intel or Apple silicon—and experience a seamless integration between operating systems.' with a 'Learn more' link. There are two buttons: 'Buy now' and 'Try free'. To the right is an image of a laptop displaying a Windows desktop. Below the main section is a heading 'Find the Parallels solution that works best for you' followed by four cards: 'Parallels RAS' (a man at a computer), 'Parallels Secure Workspace' (a person on a beach with a laptop), 'Parallels DaaS' (hands holding a tablet), and 'Parallels Browser Isolation' (a man at a laptop).

Parallels

Products ▾ Partners ▾ Resources ▾ Support

Sign in

Run Windows on Mac

Parallels Desktop for Mac

Run Windows on any Mac—Intel or Apple silicon—and experience a seamless integration between operating systems.
[Learn more](#)

[Buy now](#) [Try free](#)

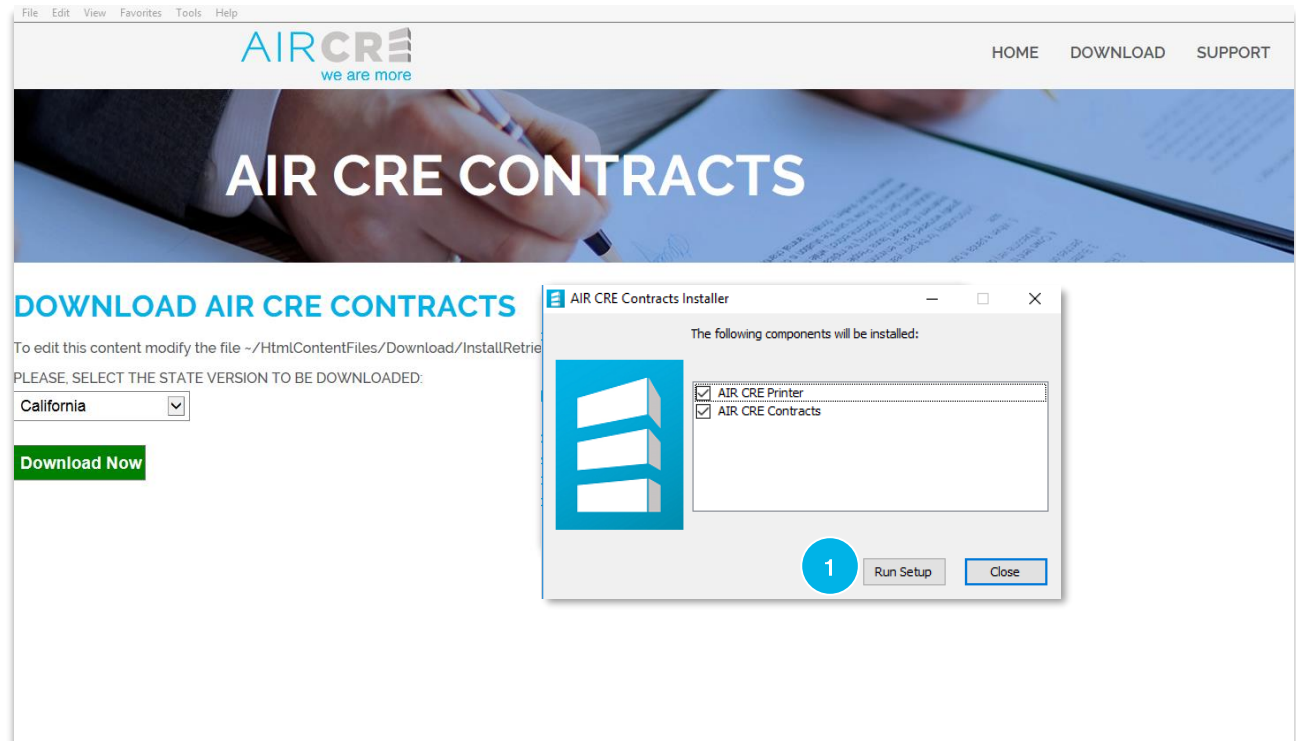
Find the Parallels solution that works best for you

- Parallels RAS**
- Parallels Secure Workspace**
- Parallels DaaS**
- Parallels Browser Isolation**

SOFTWARE INSTALLATION

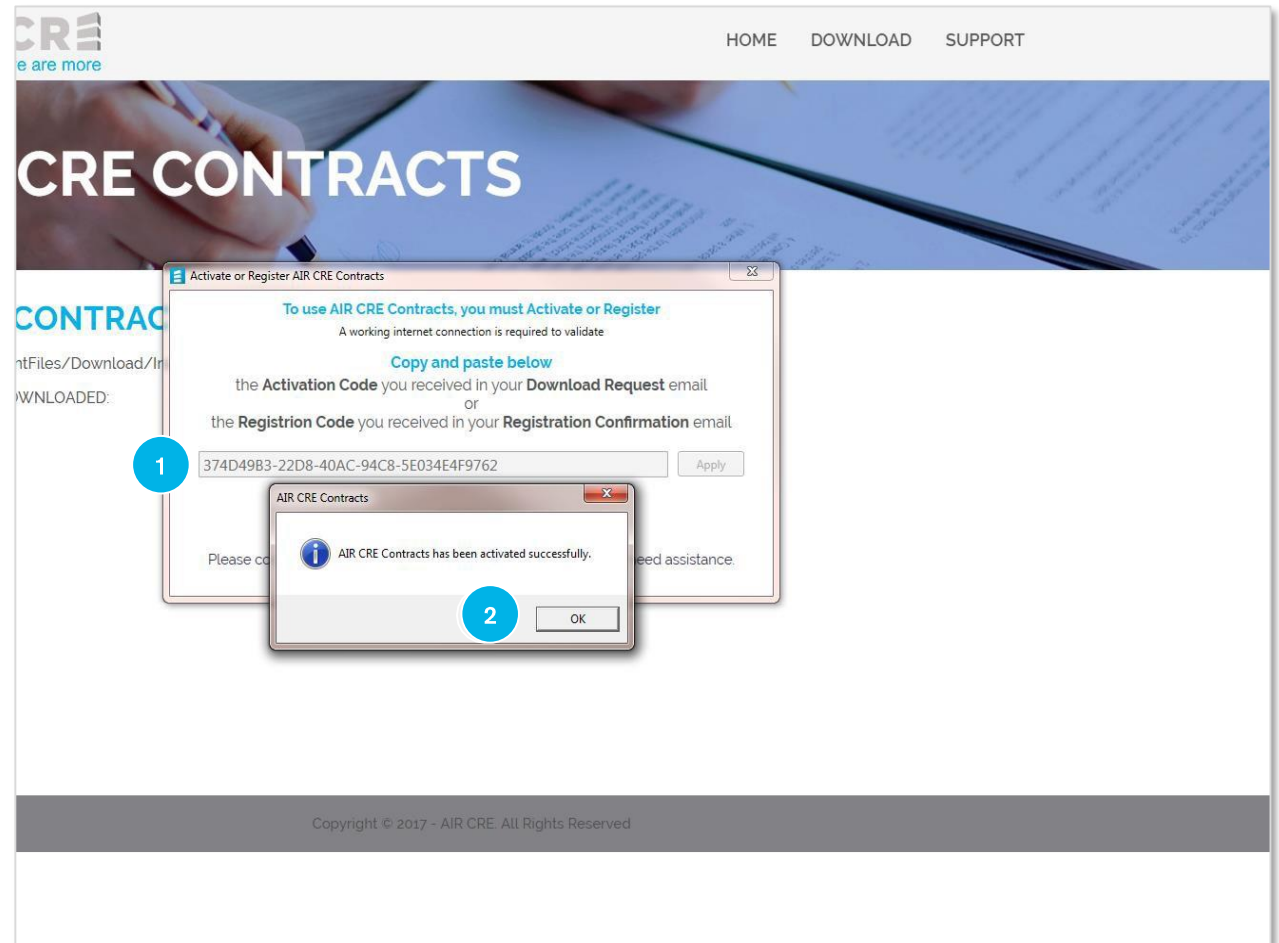
1 Click on the RUN SETUP

* If installing on a MAC,
uncheck AIR CRE Printer



SOFTWARE REGISTRATION

- 1 Using the REGISTRATION CODE from your last email, copy/paste into the field and then click on APPLY
- 2 When you see the new AIR CRE CONTRACTS pop up window, click on OK to complete the installation



LAUNCH THE APP

1 Click on the AIR CRE CONTRACTS icon on your desktop to launch the application

2 The application will open to the Startup page

[CLICK HERE](#) to access the AIR CRE Contracts Training Resources

