



AIR CRE CONTRACTS

INSTALLATION GUIDE

For information or assistance with any of AIR CRE's products & services, please contact us:

Purchasing & Registration

AIR CRE Contracts
(866) 946-2472

Technical Support

AIR CRE IT Department
support@aircre.com

Online Training

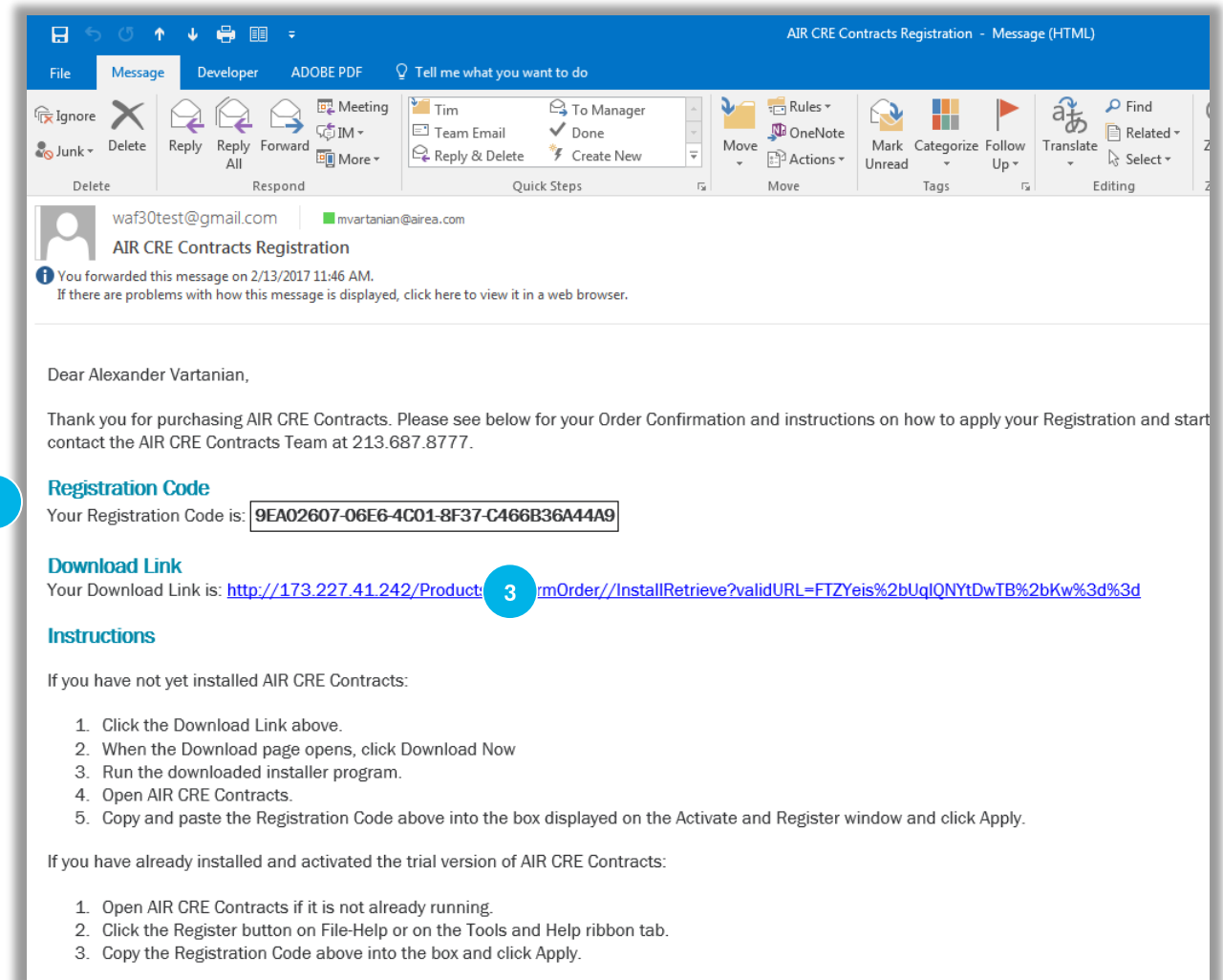
[Click Here](#)

Demos & Training

Martin Vartanian
mvaranian@aircre.com

GET THE APP (MEMBERS)

- 1 If you are an AIR CRE Member, the Contracts software is FREE. Call (866) 946-2472 to request a copy
- 2 Members will receive an email titled: AIR CRE Contracts Registration. It will contain your unique Registration Code and other instructions.
- 3 Click on the Download Link URL



GET THE APP (NON-MEMBERS)

- 1 Go to AIRCREContracts.com
- 2 Enter Your Information
- 3 Review and Agree to the Terms of Service
- 4 Review and Agree to the Privacy Policy
- 5 Click on Continue

Enter information below and continue to payment details

2 State:

Purchase includes
200 Credits

\$600*

* Non-refundable



System Requirements

Call [\(866\) 946-2472](tel:866-946-2472) for assistance

Terms of Service

Please **review** and **AGREE** to the Terms of Service and Privacy Policy by clicking on the buttons below.

3 4

☐ I WANT TO BE NOTIFIED OF AIR CRE CONTRACTS UPDATES AND OFFERS BY EMAIL.





5

GET THE APP (NON-MEMBERS) CONTINUED

- 1 Enter Payment Information
- 2 Confirm Account Information
- 3 Click on Purchase

AIR CRE Contracts for Windows™ 10

1 Payment Information

Name on Card	
1234 1234 1234 1234	
MM / YY	CVC ?
Billing Zip	
  	
	

2 Confirm Account Information

Purchase Confirmation, Installation Instructions and Registration Key will be sent to the contact email below.

mvartanian1@aircre.com
Martin Vartanian
MAV Consulting
777 Flower ST
Suite 101
Glendale, ca, 91203

3

PURCHASE



Purchase includes
200 Credits

\$600*

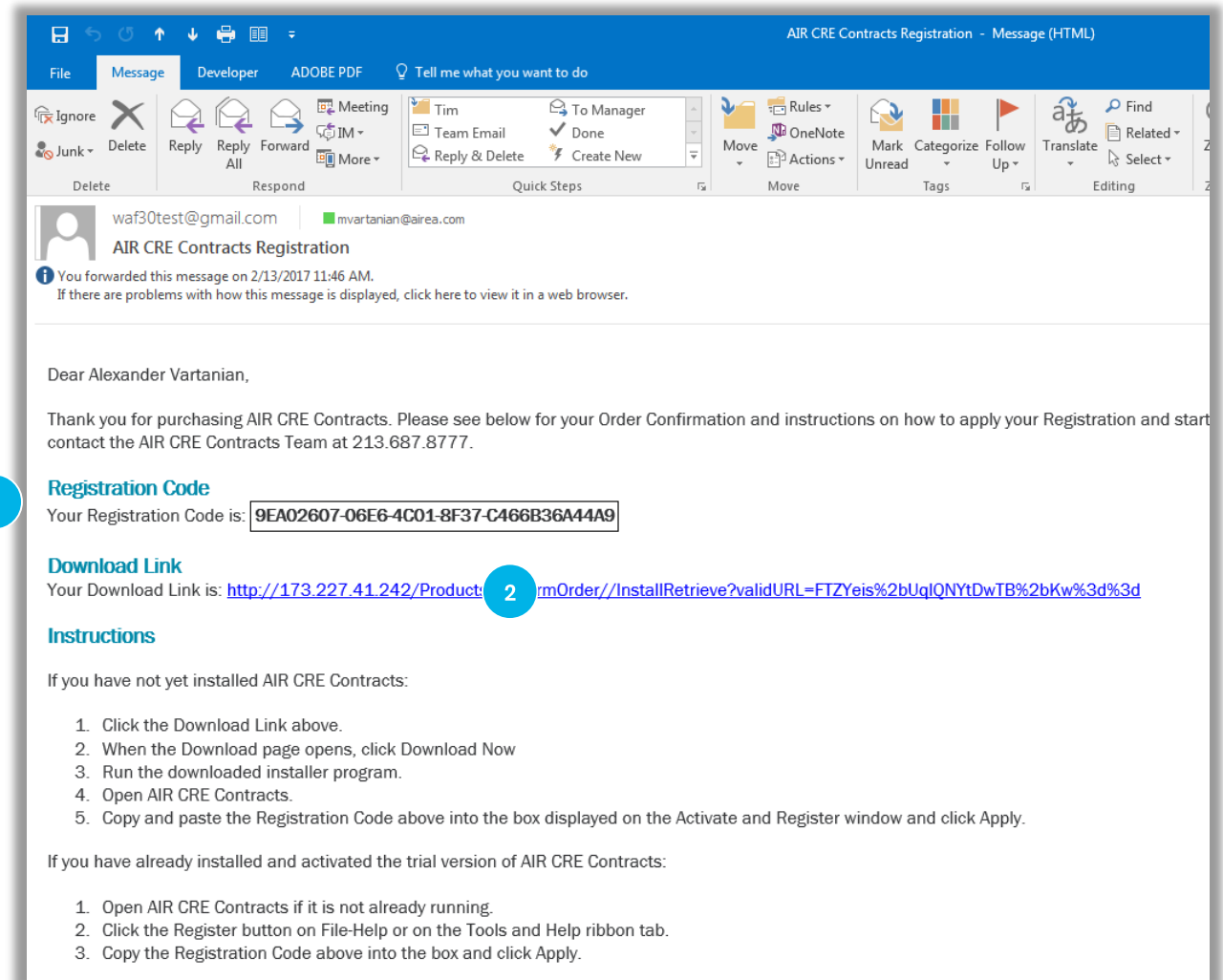
* Non-refundable

System Requirements

Call [\(866\) 946-2472](tel:866-946-2472) for assistance

GET THE APP (NON-MEMBERS) CONTINUED

- 1 Your will receive an email titled: AIR CRE Contracts Registration. It will contain your unique Registration Code and other instructions.
- 2 Click on the Download Link URL



DOWNLOAD THE APP USING GOOGLE CHROME

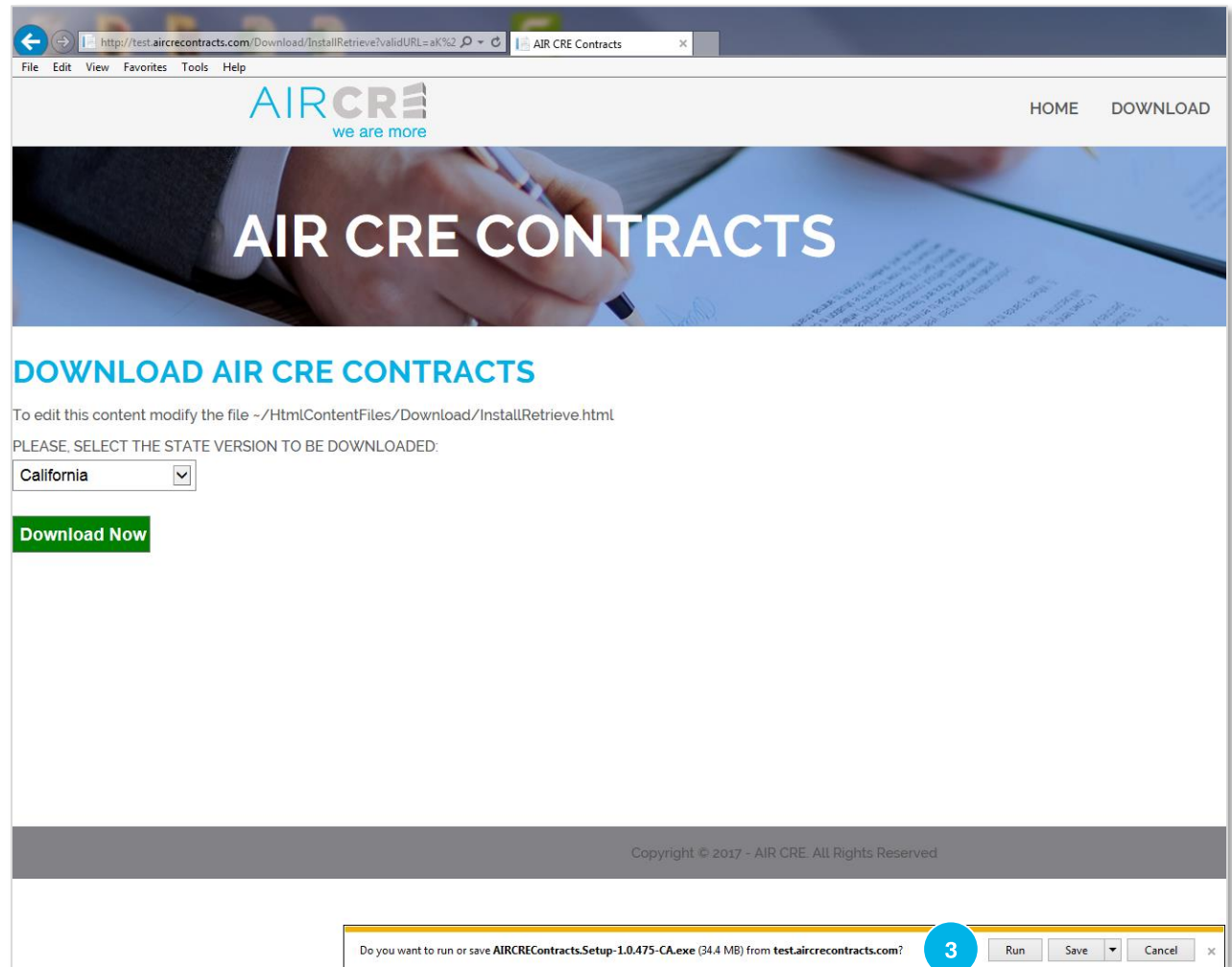
- 1 Select the State Version to Download
- 2 Click on Download Now
- 3 Once the File Finished Downloading, Click on the File to Start the Installation

The screenshot shows a web browser window with the URL `test.aircrecontracts.com/Download/InstallRetrieve?validURL=aK%2b5z3GUbUZvdY18ozeHWw%3d%3d`. The page header features the AIR CRE logo with the tagline "we are more". Below the header is a large banner image of a hand signing a document, with the text "AIR CRE CONTRACTS" overlaid. The main content area is titled "DOWNLOAD AIR CRE CONTRACTS" and contains the instruction: "To edit this content modify the file ~/HtmlContentFiles/Download/InstallRetrieve.html". Below this, it says "PLEASE, SELECT THE STATE VERSION TO BE DOWNLOADED:". A dropdown menu is shown with "California" selected. A green button labeled "Download Now" is positioned below the dropdown. At the bottom of the page, a copyright notice reads "Copyright © 2017 - AIR CRE. All Rights Reserved". The browser's taskbar at the bottom shows a file named "AIRCREContracts.S....exe" with a dropdown arrow next to it.

- 1 California
- 2 Download Now
- 3 AIRCREContracts.S....exe

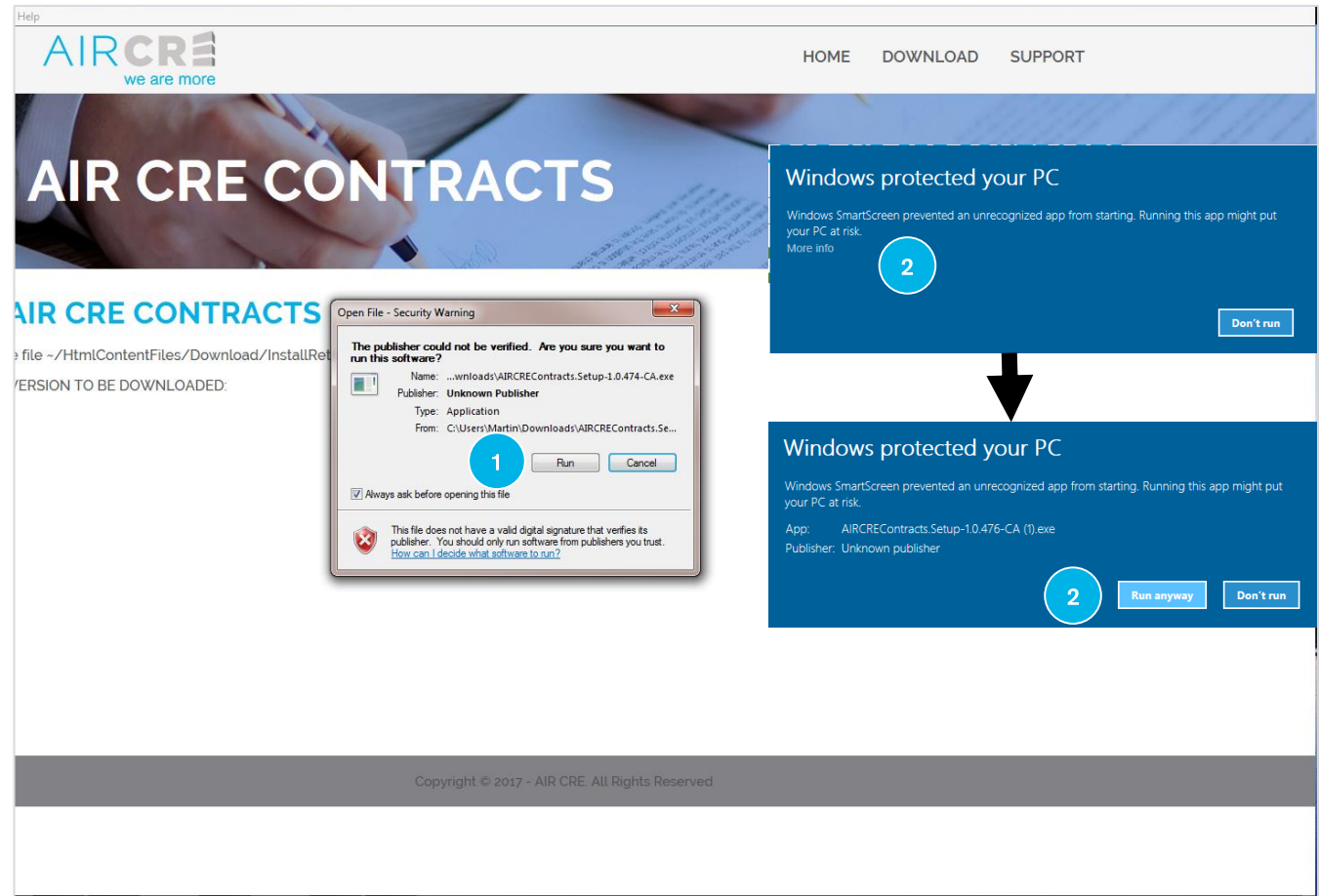
DOWNLOAD THE APP USING IE OR EDGE

- 1 Select the State Version to Download
- 2 Click on Download Now
- 3 Once the File Finished Downloading, Click on Run to Start the Installation



SECURITY WARNING OPTIONS

- 1 If You are running Windows 7, click on Run to Continue
- 2 If You are Running Windows 10, click on More Info Followed by Run Anyway



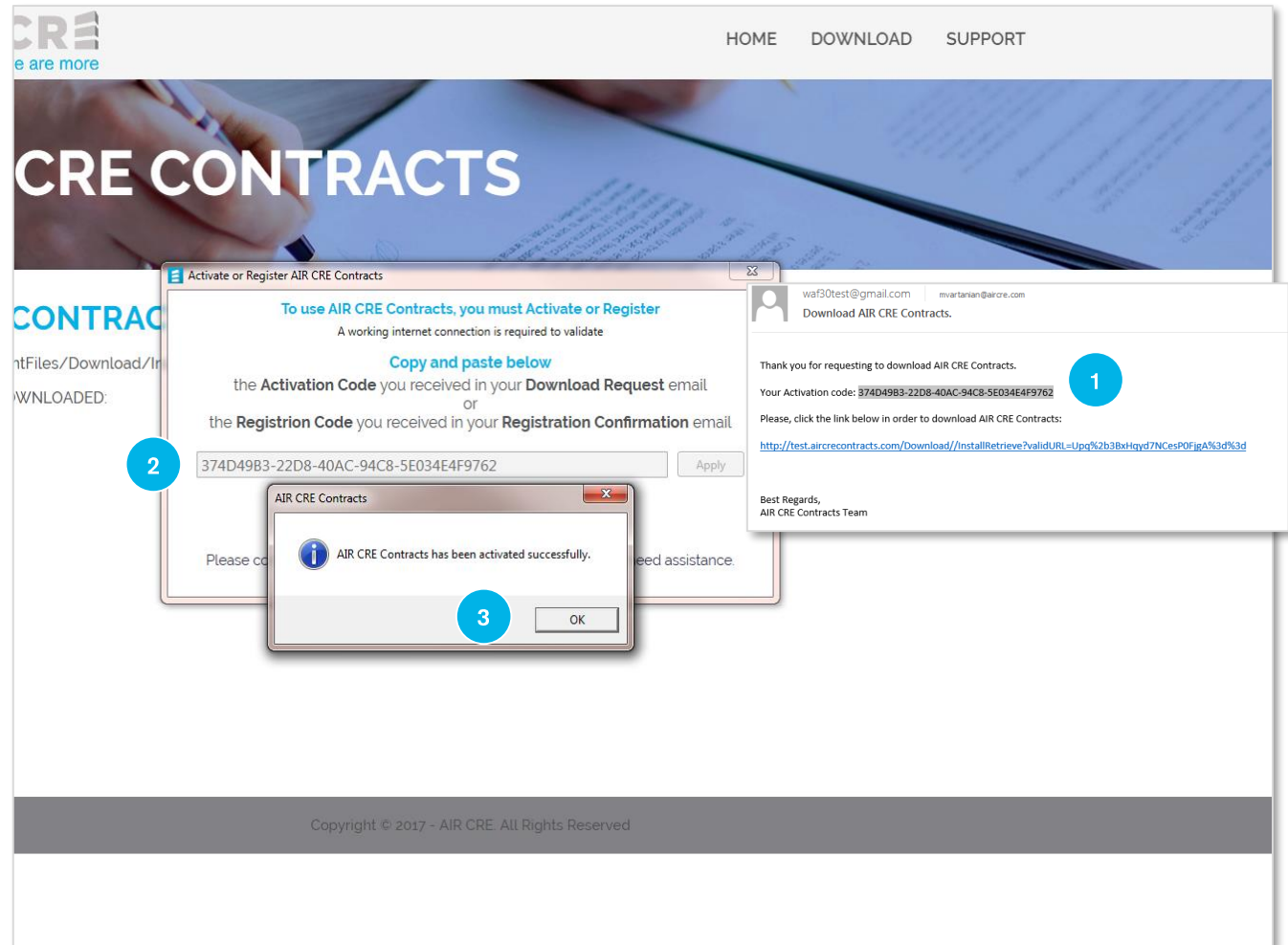
INSTALL THE APP

- 1 Click on Run Setup to start the installation process



REGISTER THE APP

- 1 Copy your Registration Code from the email you received
- 2 Paste the Registration Code into the Activate or Register AIR CRE Contracts pop-up window, and click on Apply
- 3 Click on OK to finish the installation



LAUNCH THE APP

1 Click on the AIR CRE Contracts icon on your desktop to launch the app

2 The app will open to the Startup Page

[CLICK HERE to access AIR CRE Contracts Training Resources](#)

